



Jiangyin Huada Polyester Plastic Co.,Ltd

管阀件产品手册

PIPE VALVE PRODUCT MANUAL




创新·卓越·环保
Innovative Environmental Excellence

(PVDF) 聚偏二氟乙烯直管

(PVDF) Polyvinylidene fluoride straight tube

■ PVDF 公制管材规格、尺寸表 PVDF Metric Pipe Specifications and Dimensions



外径 Outside diameter (mm)	1.0MPa		1.6MPa		2.0MPa	
	S (mm)	重量 Weight (kg/m)	S (mm)	重量 Weight (kg/m)	S (mm)	重量 Weight (kg/m)
16	-	-	1.5	0.136	1.5	0.136
20	-	-	1.9	0.210	1.9	0.210
25	-	-	1.9	0.270	1.9	0.270
33	-	-	2.4	0.440	2.4	0.440
42	-	0.930	2.4	0.560	2.4	0.560
50	-	1.110	2.9	0.820	2.9	0.820
63	2.5	1.490	3.0	1.090	3.6	1.299
75	2.5	2.270	3.6	1.560	4.3	1.858
90	2.8	2.880	4.3	2.230	5.1	2.630
110	3.2	3.640	5.3	3.340	6.3	3.971
125	3.9	4.720	-	-	-	-
140	4.4	5.950	-	-	-	-
160	5.0	7.320	-	-	-	-
180	5.6	9.154	-	-	-	-
200	6.2	10.888	-	-	-	-
225	7.1	13.639	-	-	-	-
250	7.6	17.329	-	-	-	-
280	8.5	21.970	-	-	-	-
315	9.6	27.965	-	-	-	-
355	10.8	35.329	-	-	-	-
400	12.2	43.552	-	-	-	-
450	13.7	54.554	-	-	-	-
500	15.2	68.995	-	-	-	-
560	17.0	-	-	-	-	-
630	19.1	-	-	-	-	-

管件系列

Pipe fittings series

我厂生产的玻璃纤维增强聚丙烯、工程级聚丙烯、高密度聚乙烯管件参照国际标准 ISO10931, 化工部 HG20539 及 LVA 阀门标准, 其设计新颖、结构合理、工艺独特, 采用一次性热挤、冷压原件成型, 并可根据设计、工程建设需要生产不同连接方式的配件, 产品具有耐腐蚀、强度高、气密性好、收缩小、热稳定性好、低温脆性小、使用寿命长、安装维修方便等特点。

我厂生产的管件、阀门工作压力为 PN1.0MPa 和 0.6MPa。本产品是化工、防腐行业的最佳选择, 欢迎各新老用户选购使用。

The glass fiber reinforced polypropylene, engineering grade polypropylene, and high-density polyethylene pipe fittings produced by our factory refer to the international standards ISO161 / I , II , Ministry of Chemical Industry HG20539 and LVA valve standards. Their novel design, reasonable structure and unique process adopt disposable Hot-extruded and cold-pressed original parts are formed, and accessories with different connection methods can be produced according to design and engineering construction needs. The products have corrosion resistance, high strength, good air tightness, small shrinkage, good thermal stability, low temperature brittleness, and long service life. Long, convenient installation and maintenance.

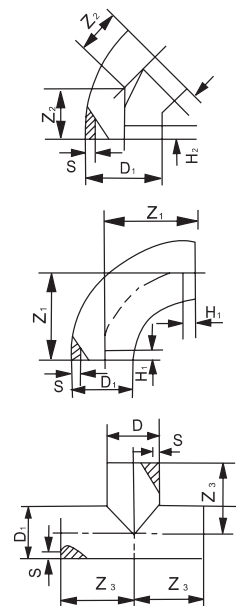
The working pressure of pipes and valves produced by our factory is PN1.0MPa and 0.6MPa. This product is the best choice for the chemical and anti-corrosion industries. Welcome new and old customers to buy and use.

对焊式弯头三通

Moulded Butt Welding Elbow Tee



公称外径 Nominal outer diameter De	接管外径 Outer diameter D	壁厚 Wall thickness S		弯头 Elbow 90°		弯头 Elbow 45°	
		0.6 MPa	1.0 MPa	直管长 Straight tube length H ₁	中心至端 面 Z ₁ 最小 Center to end Z ₁ minimum	直管长 Straight tube length H ₂	中心至端 面 Z ₂ 最小 Center to end Z ₂ minimum
75	75	-	-	1.5	0.136	1.5	0.136
90	90	-	-	1.9	0.210	1.9	0.210
110	110	-	-	1.9	0.270	1.9	0.270
125	125	-	-	2.4	0.440	2.4	0.440
140	140	-	0.930	2.4	0.560	2.4	0.560
160	160	-	1.110	2.9	0.820	2.9	0.820
180	180	2.5	1.490	3.0	1.090	3.6	1.299
200	200	2.5	2.270	3.6	1.560	4.3	1.858
225	225	2.8	2.880	4.3	2.230	5.1	2.630
250	250	3.2	3.640	5.3	3.340	6.3	3.971
280	280	3.9	4.720	-	-	-	-
315	315	4.4	5.950	-	-	-	-
355	355	5.0	7.320	-	-	-	-
400	400	5.6	9.154	-	-	-	-
450	450	6.2	10.888	-	-	-	-
500	500	7.1	13.639	-	-	-	-
560	560	7.6	17.329	-	-	-	-
630	630	8.5	21.970	-	-	-	-

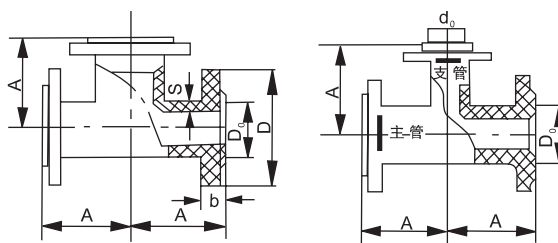


创新 卓越 环保

Innovative Environmental Excellence

■ 法兰三通

Flange tee

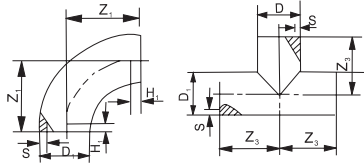


公称外径 Nominal outer diameter De×de	主管 Supervisor					支管 Branch pipe				
	外径 Outside diameter Do	中心至主 管端面 A Center to main face A	S	法兰外径 Flange outer diameter D	法兰厚度 Flange thickness b	外径 Outside diameter Do	中心至主 管端面 A Center to main face A	S	法兰外径 Flange outer diameter D	法兰厚度 Flange thickness b
32×32	32	94	2.1	115	16	32	94	2.1	115	16
40×40	40	100	2.6	140	18	40	100	2.6	140	18
50×50	50	100	3.3	150	18	50	106	3.3	150	18
63×63	63	118	4.2	165	20	63	118	4.2	165	20
75×75	75	132	5.0	185	22	75	132	5.0	185	22
90×90	90	145	6.0	200	24	90	145	6.0	200	24
110×110	110	167	7.3	220	26	110	167	7.3	220	26
125×125	125	167	8.5	220	28	125	167	8.5	220	26
140×140	140	194	9.3	250	28	140	194	9.3	250	28
160×160	160	208	10.6	285	30	160	208	10.6	285	30
180×180	180	208	12.2	385	30	180	208	12.2	285	30
200×200	200	236	13.6	340	36	200	236	13.6	340	36
225×225	225	236	14.9	340	36	225	236	14.9	340	36
250×250	250	291	17.0	395	42	250	291	17.0	395	42
280×280	280	291	18.5	395	42	280	291	18.5	395	42
315×315	315	321	20.8	445	48	315	321	20.8	445	48
355×355	355	375	23.5	505	54	355	375	23.5	505	54
400×400	400	404	26.5	565	60	400	404	26.5	565	60
500×500	500	466	33.9	670	60	500	466	33.9	670	60
560×560	560	520	34.0	730	60	560	520	34.0	730	60
630×630	630	600	34.0	780	60	630	630	34.0	780	60

江阴市华达涤塑有限公司

Jiangyin Huada Polyester Plastic Co., Ltd.

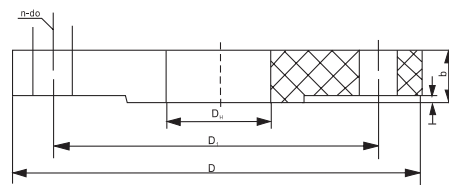
■ 法兰式弯头 Flange elbow



公称外径 Nominal outer diameter De	接管外径 Outer diameter DH	弯头 Elbow 90° A	弯头 Elbow 45° B	壁厚 Wall thickness S	法兰外径 Flange outer diameter D	法兰厚度 Flange thickness b
32	32	127	49	2.1	115	16
40	40	140	56	2.6	135	18
50	50	152	61	3.3	145	18
63	63	165	68	4.2	160	20
75	75	183	81	5.0	180	22
90	90	202	81	6.0	195	24
110	110	229	102	7.3	215	24
125	125	229	102	8.5	215	24
140	140	262	116	9.3	245	26
160	160	295	130	11.6	280	28
180	180	295	130	12.2	280	28
200	200	361	145	13.6	335	34
225	225	308	145	14.9	335	34
250	250	427	173	17.0	390	38
280	280	427	173	18.5	390	38
315	315	493	200	20.8	440	42
355	355	557	201	23.5	500	46
400	400	623	216	26.5	565	50
450	450	683	226	30.4	615	50
500	500	766	250	33.9	670	52
560	560	870	285	34.0	730	54
630	630	1050	325	34.0	780	58

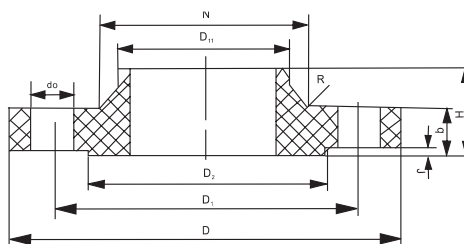
公称外径 Nominal outer diameter De	接管外径 Outer diameter DH	D	f	b	D1	n-do
20	20	90	2	14	65	4-Φ 14
25	25	105	2	16	75	4-Φ 14
32	32	115	2	16	85	4-Φ 14
40	40	135	2	16	100	4-Φ 18
50	50	145	2	16	110	4-Φ 18
63	63	160	2	18	125	4-Φ 18
75	75	180	2.5	22	145	4-Φ 18
90	90	195	3	25	160	4-Φ 18
110	110	215	3	25	180	8-Φ 18
125	125	215	3	25	180	8-Φ 18
140	140	245	3	26	210	8-Φ 18
160	160	280	3	28	240	8-Φ 23
180	180	280	3	28	240	8-Φ 23
200	200	335	3	30	295	8-Φ 23
225	225	335	3	30	295	8-Φ 23
250	250	390	3	32	350	12-Φ 23
280	280	390	3	32	350	12-Φ 23
315	315	440	5	34	400	12-Φ 23
355	355	500	5	38	460	16-Φ 23
400	400	565	5	40	515	16-Φ 23
450	450	615	5	44	565	20-Φ 25
500	500	670	5	46	620	20-Φ 25
560	560	730	5	46	675	20-Φ 30
630	630	780	6	50	725	20-Φ 30
720	720	895	6	63	840	24-Φ 30
800	800	1015	6	70	950	24-Φ 33

■ 平面法兰 (承接法兰) Flat flange (Bearing flange)



■ 突面带颈对焊法兰

Raised face with neck butt welding flange



公称外径 Nominal outer diameter De	接管外径 Outer diameter DH	法兰外径 Flange outer diameter D	螺栓孔中 心圆直径 Bolt hole center circle diameter D ₁	螺栓孔直 径 Bolt hole diameter do	螺栓 Bolt	法兰厚度 Flange thickness b	法兰高度 Flange height H	密封面 Sealing surface		法兰颈 Flange neck	
								D ₂	f	N	R
32	32	120	85	14	4-M 12	16	60	68	2	46	4
40	40	140	100	18	4-M 16	18	60	78	2	62	4
50	50	150	110	18	4-M 16	18	60	88	3	70	6
63	63	165	125	18	4-M 16	20	60	102	3	86	6
75	75	185	145	18	4-M 16	22	80	122	3	104	6
90	90	200	160	18	4-M 16	24	80	138	3	118	6
110	110	220	180	18	8-M 16	24	80	158	3	140	6
125	125	220	180	18	8-M 16	24	80	158	3	140	6
140	140	250	210	18	8-M 16	26	80	188	3	168	6
160	160	285	240	22	8-M 20	28	80	212	3	195	8
180	180	285	240	22	8-M 20	28	80	212	3	195	8
200	200	340	295	22	8-M 20	34	100	268	3	246	8
225	225	340	295	22	8-M 20	34	100	368	3	246	8
250	250	395	350	22	12-M 20	38	100	320	3	298	10
280	280	395	350	22	12-M 20	38	100	320	4	298	10
315	315	445	400	22	12-M 20	42	100	370	4	350	10
355	355	505	460	22	16-M 20	46	120	430	4	400	10
400	400	565	515	26	16-M 23	50	120	482	4	456	10
450	450	615	565	26	20-M 24	50	120	530	4	502	12
500	500	670	620	26	20-M 24	52	120	585	4	559	12
560	560	730	675	30	20-M 27	54	160	635	5	610	14
630	630	780	725	30	20-M 27	58	160	685	5	680	14

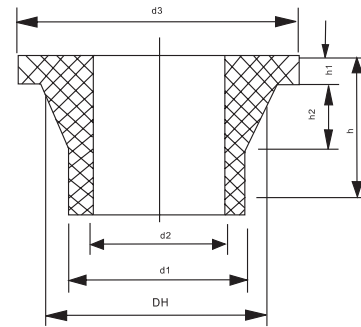
江阴市华达涤塑有限公司

Jiangyin Huada Polyester Plastic Co., Ltd.

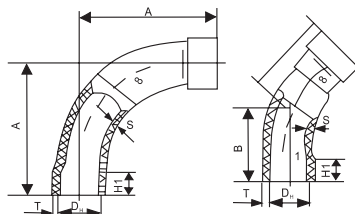
■ 垫环 活套法兰

Cushion ring Looper flange

公称外径 Nominal outer diameter De	接管外径 Outer diameter D ₁	接管外径 Outer diameter D ₂	突缘直径 Flange diameter D ₃	突缘厚度 Flange thickness H ₁	H ₂	r	最小总长 Minimum total length h
32	32	26.6	70	14	16	3	60
40	40	33.2	80	14	16	3	60
50	50	41.6	90	14	18	3	60
63	63	52.6	105	16	18	3	80
75	75	62.6	122	16	21	3	80
90	90	75	138	17	20	4	80
110	110	91.8	158	18	25	4	85
125	125	104.2	158	25	26	4	85
140	140	116.8	188	25	28	4	100
160	160	133.4	212	25	28	4	100
180	180	150.2	212	30	30	4	100
200	200	166.8	268	32	40	4	120
225	225	187.6	268	32	30	4	120
250	250	208.6	320	35	40	4	120
280	280	233.6	320	35	30	4	120
315	315	262.8	370	35	40	4	120
355	355	296.0	430	40	40	6	150
400	400	333.6	482	46	45	6	150
450	450	389.0	530	56	50	6	180
500	500	432.2	585	60	50	6	180
560	560	490.0	635	64	50	6	200
630	630	560.0	685	68	50	6	210



■ 承插弯头 Socket elbow

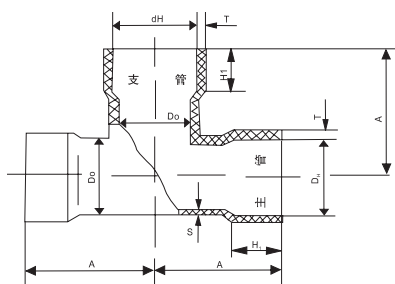


公称外径 Nominal outer diameter De	接管外径 Outer diameter DH	弯头 Elbow 90° A	弯头 Elbow 45° B	壳体壁厚 Shell wall thickness S	承口孔直 接 Slot hole directly DH	承口壁厚 Slot arm thickness T	承口深 Slot depth H ₁
32	32	68	50	2.1	32.4	1.6	23
40	40	82	57	2.6	40.5	2.4	26
50	50	100	66	3.3	50.6	3.0	30
63	63	120	80	4.2	63.7	3.8	35
75	75	148	94	5.0	75.8	4.5	40
90	90	176	107	6.0	91.0	5.4	46
110	110	208	122	7.3	111.1	6.6	48
125	125	235	129	8.5	126.2	7.8	51
140	140	252	143	9.3	141.4	8.4	54
160	160	294	164	11.6	161.6	9.6	58
180	180	310	156	12.2	181.8	10.8	62
200	200	345	178	13.2	202.0	12.4	66
225	225	386	213	14.9	227.1	13.4	71
250	250	452	230	17.0	252.4	15.7	77
280	280	477	260	18.5	282.6	16.7	82
315	315	560	300	20.8	318.0	18.8	89
355	355	650	345	23.5	358.3	21.2	97
400	400	735	390	26.5	403.7	23.9	106
450	450	795	440	30.4	454.0	27.6	116
500	500	855	485	33.9	504.5	30.8	127
560	560	980	550	34.0	565.0	33.1	134
630	630	1160	615	34.0	635.0	33.2	145

创新 卓越 环保

Innovative Environmental Excellence

承插三通 Socket Tee

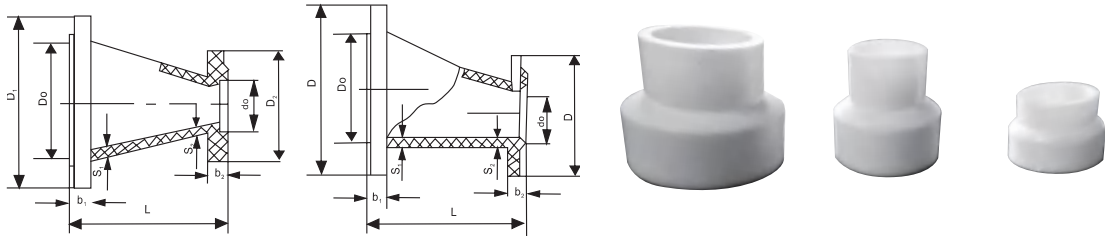


公称外径 Nominal outer diameter De×de	主管 Supervisor						支管 Branch pipe					
	外径 Outside diameter Do	壳体壁厚 Shell wall thickness S	承口孔直 接 Slot hole directly DH	中心至承 口底 Center to bottom of mouth A	承口臂厚 Slot arm thickness T	承口深 Slot depth H ₁	外径 Outside diameter Do	壳体壁厚 Shell wall thickness S	承口孔直 接 Slot hole directly DH	中心至承 口底 Center to bottom of mouth A	承口臂厚 Slot arm thickness T	承口深 Slot depth H ₁
32×32	32	2.1	32.4	95	1.9	23	32	2.1	32.4	94	1.9	23
40×40	40	2.6	40.5	100	2.4	26	40	2.6	40.5	100	2.4	26
50×50	50	3.3	50.6	106	3.0	30	50	3.3	50.6	106	3.0	30
63×63	63	4.2	63.7	118	3.8	35	63	4.2	63.7	118	3.8	35
75×75	75	5.0	75.8	132	4.5	40	75	5.0	75.8	132	4.5	40
90×90	90	6.0	91	145	5.4	46	90	6.0	91	145	5.4	46
110×110	110	7.3	111.1	167	6.6	48	110	7.3	111.1	167	6.6	48
125×125	125	8.5	126.2	181	7.8	51	125	8.5	126.2	181	7.8	51
140×140	140	9.3	141.4	194	8.4	54	140	9.3	141.4	194	8.4	54
160×160	160	10.6	161.6	208	9.6	58	160	10.6	161.6	208	9.6	58
180×180	180	12.2	181.8	216	10.8	62	180	12.2	181.8	216	10.8	62
200×200	200	13.2	202.0	228	12.4	66	200	13.2	202.0	228	12.4	66
225×225	225	14.9	227.1	236	13.4	71	225	14.9	227.1	236	13.4	71
250×250	250	17.0	252.4	266	15.7	71	250	17.0	252.4	266	15.7	77
280×280	280	18.5	282.6	291	16.7	82	280	18.5	282.6	291	16.7	82
315×315	315	20.8	318	321	18.8	89	315	20.8	318	321	18.8	89
355×355	355	23.5	358.3	375	21.2	97	355	23.5	385.3	375	21.2	97
400×400	400	26.5	403.7	404	23.9	106	400	26.5	403.7	404	23.9	106
500×500	500	33.9	504.5	500	30.8	127	500	33.9	504.5	500	30.8	127
560×560	560	34.0	565.0	530	33.1	134	560	34.0	565.0	530	33.1	134
600×600	630	34.0	635.0	610	33.2	145	630	34.0	635.0	610	33.2	145

江阴市华达涤纶有限公司

Jiangyin Huada Polyester Plastic Co., Ltd.

■ 法兰异径管 对焊异径管 承插异径管 Flange reducer Butt-welded reducer Socket reducer



公称外径 Nominal outer diameter De×de	异径管外径 Reducer outer diameter De×do	大端 Big endian			小端 Little endian			L
		S ₁	法兰外径 Flange outer diameter D ₁	法兰厚度 Flange thickness b ₁	S ₂	法兰外径 Flange outer diameter D ₂	法兰厚度 Flange thickness b ₂	
40×32	40×32	2.6	140	18	2.1	115	16	124
50×40	50×40	3.3	150	18	2.6	140	18	124
50×32	50×32	3.3	150	18	2.1	115	16	124
63×50	63×50	4.2	165	20	3.3	150	18	136
63×40	63×40	4.2	165	20	2.6	140	18	136
63×32	63×32	4.2	165	20	2.1	115	16	136
75×63	75×63	5.0	185	22	4.2	165	20	149
75×50	75×50	5.0	185	22	3.3	150	18	149
75×40	75×40	5.0	185	22	2.6	140	18	149
90×75	90×75	6.0	200	24	5.0	185	22	161
90×63	90×63	6.0	200	24	4.2	165	20	161
90×50	90×50	6.0	200	24	3.3	150	18	161
110×90	110×90	7.3	220	26	6.0	200	24	185
110×75	110×75	7.3	220	26	5.0	180	22	185
110×63	110×63	7.3	220	26	4.2	165	20	185
140×110	140×110	9.3	250	28	7.3	220	26	212
140×90	140×90	9.3	250	28	6.5	200	24	212
140×75	140×75	9.3	250	28	5.0	185	22	212
160×140	160×140	10.6	285	30	9.3	250	28	238
160×110	160×110	10.6	285	30	7.3	220	26	238
160×90	160×90	10.6	285	30	6.0	200	24	238
225×160	225×160	14.9	340	36	10.6	285	30	291
225×140	225×140	14.9	340	36	9.3	250	28	291
225×110	225×110	14.9	340	36	7.3	220	26	291
280×225	280×225	18.5	395	42	14.9	340	36	324
280×160	280×160	18.5	395	42	10.6	285	30	324
280×140	280×140	18.5	395	42	9.3	250	28	324
315×280	315×280	20.8	445	48	18.5	395	42	384
315×225	315×225	20.8	445	48	14.9	340	36	384
315×160	315×160	20.8	445	48	10.6	285	30	384
355×315	355×315	23.5	505	54	20.8	445	48	441
355×280	355×280	23.5	505	54	18.5	395	42	441
355×225	355×225	23.5	505	54	14.9	340	36	441
400×355	400×355	26.5	565	60	32.5	505	54	499
400×315	400×315	26.5	565	60	20.8	445	48	499
400×280	400×280	26.5	565	60	18.5	395	42	499
400×225	400×225	26.5	565	60	14.9	340	36	499
450×400	450×400	30.4	615	60	26.5	565	60	526
500×450	500×450	33.9	670	60	30.4	615	60	560