














Product	Specification (mm)	Product	Specification (mm)
Coupling		Equal tee	
	20		20
	25		25
	32		32
	40		40
	50		50
	63		63
	75		75
	90		90
	110		110
	125		125
	140		140
	160		160
	180		180
	200		200
	225		225
	250		250
	280		280
315	315		
355	355		
400	400		
90°elbow		45°elbow	
	20-90 °		20-45 °
	25-90 °		25-45 °
	32-90 °		32-45 °
	40-90 °		40-45 °
	50-90 °		50-45 °
	63-90 °		63-45 °
	75-90 °		75-45 °
	90-90 °		90-45 °
	110-90 °		110-45 °
	125-90 °		125-45 °
	140-90 °		140-45 °
	160-90 °		160-45 °
	180-90 °		180-45 °
	200-90 °		200-45 °
	225-90 °		225-45 °
	250-90 °		250-45 °
	280-90 °		280-45 °
315-90 °	315-45 °		
355-90 °	355-45 °		
400-90 °	400-45 °		

Product	Specification (mm)	Product	Specification (mm)
Reducing coupling		Reducing coupling	
	25-20		160-75
	32-20		160-90
	32-25		160-110
	40-20		160-125
	40-25		160-140
	40-32		180-160
	50-20		200-110
	50-25		200-125
	50-32		200-160
	50-40		200-180
	63-20		225-110
	63-25		225-125
	63-32		225-160
	63-40		225-200
	63-50		250-110
	75-32		250-160
	75-40		250-200
	75-50		280-110
	75-63		280-160
	90-50		280-200
	90-63		280-250
	90-75		315-110
	110-50		315-160
	110-63		315-200
	110-75		315-250
	110-90		355-200
	125-63		355-250
	125-75		355-315
125-90	400-200		
125-110	400-250		
140-90	400-315		
140-110	400-355		

Product	Specification (mm)	Product	Specification (mm)
Reducing tee		Reducing tee	
	25-20		160-75
	32-20		160-90
	32-25		160-110
	40-20		160-125
	40-25		160-140
	40-32		180-160
	50-20		200-90
	50-25		200-110
	50-32		200-125
	50-40		200-160
	63-20		225-160
	63-25		225-200
	63-32		250-110
	63-40		250-160
	63-50		250-200
	75-32		280-110
	75-40		280-160
	75-50		280-200
	75-63		280-250
	90-32		315-110
	90-40		315-160
	90-50		315-200
	90-63		315-250
	90-75		355-110
	110-50		355-160
	110-63		355-200
	110-75		355-250
	110-90		355-315
	125-75		400-200
	125-90		400-250
125-110	400-315		
140-90	400-355		
140-110			

Product	Specification (mm)	Product	Specification (mm)	
All-plastic external thread binding		Direct access to copper		
	20-1/2"		20-1/2"	
	25-3/4"		25-3/4"	
	32-1"		32-1"	
	40-5/4"	Copper elbow		
	50-3/2"		20-1/2"	
	63-2"		25-3/4"	
	75-5/2"		32-1"	
	90-3"	Enter copper tee		
	110-4"		20-1/2"	
All-plastic internal thread binding			25-3/4"	
			32-1"	
	20-1/2"	Telescopic connection (quick connection)		
	25-3/4"		20	
	32-1"		25	
	40-5/4"		32	
	50-3/2"		40	
	63-2"		50	
	75-5/2"		63	
	90-3"		75	
110-4"	90			
Union			110	
	20		125	
	25		160	
	32		Multifunctional emergency repair connection (Huff style)	
	40			63
	50			75
	63			90
	75			110
	90	125		
110	140			
Ball valve				160
	20			200
	25		225	
	32		250	
	40		315	
	50		355	
	63		400	
	75			
	90			
	110			

Product	Specification (mm)	Product	Specification (mm)
Looper flat flange		Flange gasket	
	50		50
	63		63
	75		75
	90		90
	110		110
	125		125
	140		140
	160		160
	180		180
	200		200
	225		225
	250		250
	280		280
	315		315
	355		355
400	400		
Socket flange		End cap	
	63		20
	75		25
	90		32
	110		40
	125		50
	160		63
	200		75
	250		90
	315		110
	355		125
400	140		
	160		
	180		
	200		
	225		
	250		
	280		
	315		
	355		
	400		

Product	Specification (mm)	Product	Specification (mm)
Saddle clamp		Saddle clamp	
	63-1"		200-3/2"
	75-1"		200-2"
	75-3/2"		200-5/2"
	90-1/2"		225-1/2"
	90-3/4"		225-3/4"
	90-1"		225-1"
	90-3/2"		225-3/2"
	110-3/8"		225-2"
	110-1/2"		225-5/2"
	110-3/4"		250-2"
	110-1"		250-5/2"
	110-3/2"		250-3"
	110-2"		315-2"
	110-5/2"		315-3"
	125-3/2"		315-4"
	125-2"		315-110"
	125-5/2"		315-160"
	160-3/8"		400-200"
	160-1/2"		
	160-3/4"		
	160-1"		
	160-3/2"		
	160-2"		
	160-5/2"		